

# 2024 UN ARMENIA ANNUAL RESULTS REPORT

March 2025

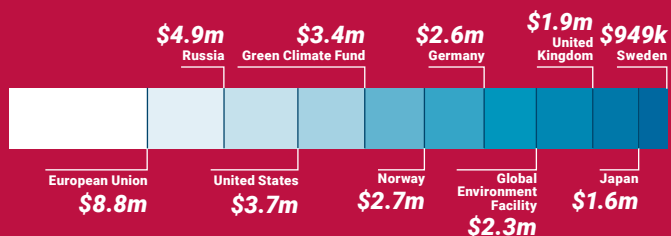
## UNCT in Armenia



## Funding Structure of UN in Armenia

The largest share of funding for the UN Armenia came through UN channels, including core, thematic, and pooled funding mechanisms, totaling \$20.8 million.

## Ten top contributing partners to advance the SDGs

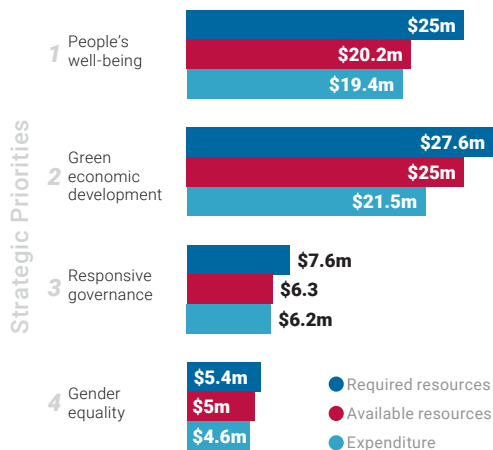


## UNSDCF Delivery: A Glance at 2024

### Total Resources (USD million)

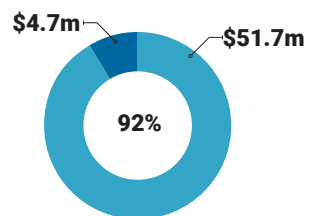


### Total Resources by Strategic Priority (USD million)

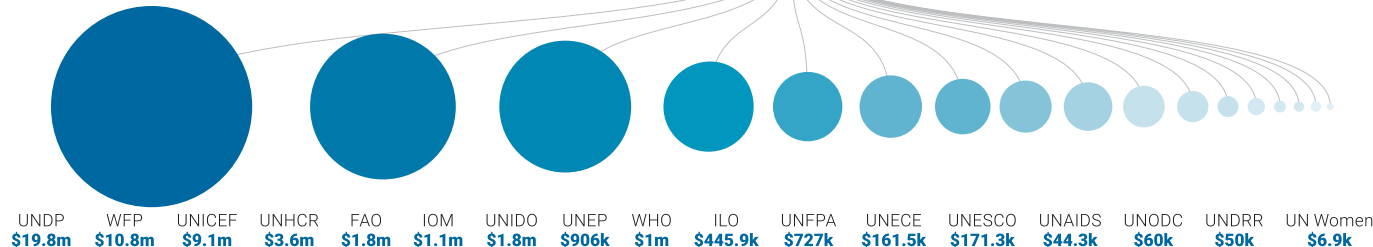


## Delivery Rate

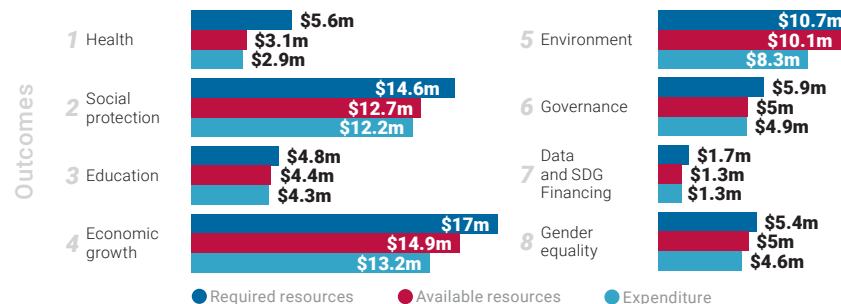
Total Available Resources: \$56.5m



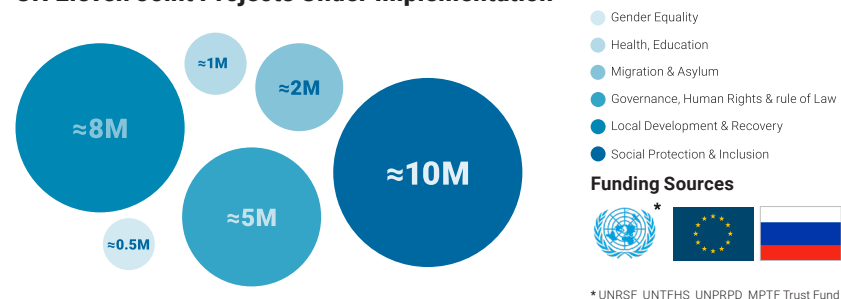
## Total Resources by Entities



## Total Resources by Outcome











































## UN Eleven Joint Projects Under Implementation



## Total Expenditure per SDG



PILLAR 1: PEOPLE'S WELL-BEING AND CAPABILITIES			PILLAR 2: GREEN, SUSTAINABLE AND INCLUSIVE ECONOMIC DEVELOPMENT		PILLAR 3: RESPONSIVE AND EFFECTIVE GOVERNANCE		PILLAR 4: GENDER EQUALITY AND WOMEN'S EMPOWERMENT
Outcome 1: Quality Health System and Healthy Lifestyle	Outcome 2: Universal, Inclusive, and Shock-responsive Social Protection System	Outcome 3: Life-long Learning and Quality Education	Outcome 4: Inclusive Green Growth	Outcome 5: Sustainable Ecosystems and Climate Smart Solutions	Outcome 6: Effective and Accountable Governance	Outcome 7: Data, SDG-aligned policies and SDG Financing	Outcome 8: Gender Equality and Equal Opportunities
 <b>2,800+</b> healthcare professionals and PHC providers trained	 <b>130+</b> social workers, case managers, and USS officials were trained	 <b>11.500+</b> students benefited from wholegrain wheat school feeding across 111 schools	 <b>125.000+</b> individuals benefited from economic empowerment and livelihood restoration	 <b>37,000+</b> people benefitted from affordable/clean energy technologies	 <b>770+</b> law enforcement, border, and legal professionals trained in asylum procedures, refugee protection, workplace grievance mechanisms, & digital policing	 <b>13+</b> SDG-aligned policies and mechanisms in place	 <b>2.2 million+</b> people reached through campaigns on responsible fatherhood & gender-biased sex selection
 <b>230,000+</b> people engaged through health and awareness programs	 <b>98.000+</b> refugees received cash transfers for food security	 <b>2.600+</b> teachers and mentors were trained	 <b>1300+</b> jobs created	 <b>400.000+</b> hectares of terrestrial and freshwater biodiversity sites under improved management	 <b>6,500+</b> individuals supported through biometric enrollments and visa application services	 <b>200,000+</b> people benefitted from data-driven policies, public finance reforms and SDG financing mechanisms	 <b>1,500+</b> women and girls empowered through leadership training, digital upskilling, and financial assistance for entrepreneurs
 <b>79,000+</b> students gained knowledge and skills to make informed health-related decisions	 <b>13000+</b> households received multipurpose vouchers and financial support	 <b>13.000+</b> children, including 8,000+ refugee children accessed remedial education and MHPSS services in education settings	 <b>2500+</b> individuals trained in various sectors such as agriculture	 <b>370+</b> settlements were assessed in climate risks, supporting local development planning	 <b>20+</b> new child-friendly spaces established	 <b>1,000+</b> people enhanced job prospects through digital upskilling, labor market modeling	 <b>22,500+</b> individuals benefited from case management, risk mitigation and supportive services
 <b>9000+</b> children, including refugees and children with disabilities, received essential healthcare, counseling and nutrition support	 <b>4000+</b> children benefited from individual case management	 <b>13.000+</b> children, including 8,000+ refugee children accessed remedial education and MHPSS services in education settings	 <b>500+</b> returnees received support with business grants, healthcare, and housing renovation	 <b>400+</b> smallholder farmers received drip irrigation support	 <b>20,000+</b> children, caregivers, and parents benefited from strengthened child protection systems	 <b>400+</b> public sector professionals trained in data and financial analysis	 <b>500+</b> government officials, service providers, and educators trained on gender equality principles, gender-sensitive policies and GBV response
 <b>2000+</b> pregnant and breastfeeding women received voucher support for healthcare & nutrition	 <b>1000+</b> young people engaged in digital literacy, STEAM and community-based initiatives	 <b>1000+</b> young people engaged in digital literacy, STEAM and community-based initiatives	 <b>70,000+</b> people benefitted from installed solar panels and LED lights in 20 settlements	 <b>300+</b> individuals, including teachers and students trained in water management and hygiene	 <b>20,000+</b> children, caregivers, and parents benefited from strengthened child protection systems	 <b>400+</b> public sector professionals trained in data and financial analysis	 <b>5,000 +</b> women, including refugees, advanced skills to participate in decision-making
<b>Co-Leads:</b> MOH and WHO <b>Contributing Agencies:</b> MOH, HTI, ARMSTAT, WHO, UNICEF, UNFPA, WFP, UNAIDS, UNHCR, IOM, UNESCO	<b>Co-Leads:</b> MoLSA and UNICEF <b>Contributing Agencies:</b> MoLSA, ArmStat, UNICEF, WFP, UNHCR, IOM, UNDP, ILO, FAO, UNODC	<b>Co-Leads:</b> MoESCS and UNICEF <b>Contributing Agencies:</b> MoESCS, HTI, ArmStat, UNICEF, WFP, UNHCR, UNODC, UNESCO, UNDP	<b>Co-Leads:</b> MoE and WFP <b>Contributing Agencies:</b> MoE, HTI, ARMSTAT, MTAI, WFP, UNDP, UNICEF, FAO, UNHCR, UNECE, IOM, UN WOMEN, UNESCO, ILO	<b>Co-Leads:</b> ENV and UNDP <b>Contributing Agencies:</b> MoENV, HTI, ARMSTAT, MoIA, UNDP, UNICEF, WFP, FAO, UNHCR, UNECE, IOM, FAO, UNDRR	<b>Co-Leads:</b> MOJ and UNDP <b>Contributing Agencies:</b> MOJ, ArmStat, MOIA, UNDP, UNICEF, UNHCR, ILO, IOM, WFP, UNDRR, OHCHR	<b>Co-Leads:</b> IOM and ArmStat <b>Contributing Agencies:</b> ArmStat, ESCS, UNDP, UNICEF, UNFPA, UNHCR, IOM, WFP	<b>Co-Leads:</b> MoLSA and UNFPA <b>Contributing Agencies:</b> MLISA, HTI, ESCS, ARMSTAT, UNFPA, UNDP, UNICEF, UNAIDS, UNHCR, IOM, UN WOMEN, ILO, WFP
<b>Financial Delivery under Outcome 1 (in USD million)</b> Required: 5.6   Available: 3.1   Expenditure: 2.9	<b>Financial Delivery under Outcome 2 (in USD million)</b> Required: 14.6   Available: 12.7   Expenditure: 12.2	<b>Financial Delivery under Outcome 3 (in USD million)</b> Required: 4.8   Available: 4.4   Expenditure: 4.3	<b>Financial Delivery under Outcome 4 (in USD million)</b> Required: 17   Available: 14.9   Expenditure: 13.2	<b>Financial Delivery under Outcome 5 (in USD million)</b> Required: 10.7   Available: 10.1   Expenditure: 8.3	<b>Financial Delivery under Outcome 6 (in USD million)</b> Required: 5.9   Available: 5   Expenditure: 4.9	<b>Financial Delivery under Outcome 7 (in USD million)</b> Required: 1.7   Available: 1.3   Expenditure: 1.3	<b>Financial Delivery under Outcome 8 (in USD million)</b> Required: 5.4   Available: 5   Expenditure: 4.6